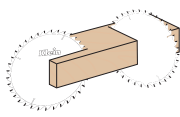
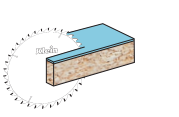
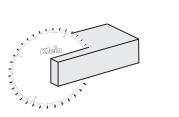
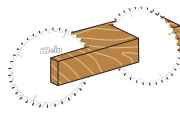
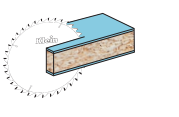
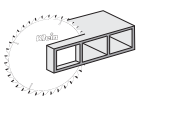
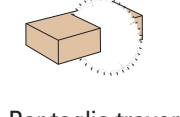
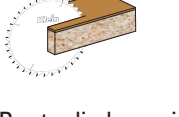
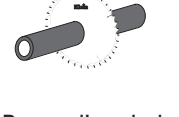
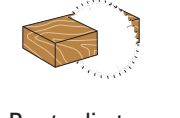
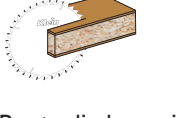
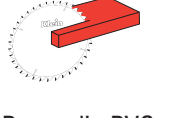
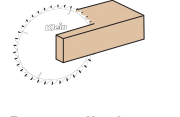
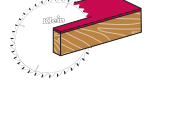
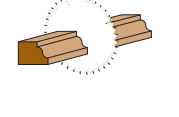
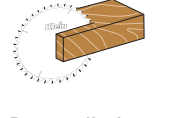
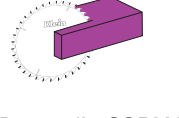
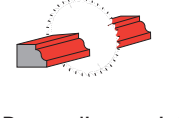
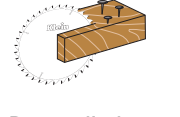

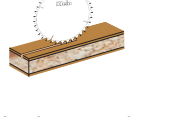

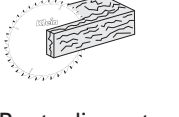
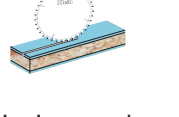
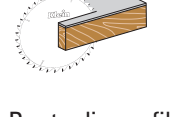
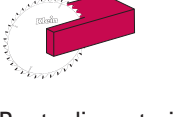

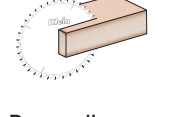



**Simbologia del tipo di materiale da lavorare:**

 <p><b>Art.</b> AA - CB - CA - CF DC - KA - LZ XFC - XFI - XHC</p> <p>Per taglio lungo e trasverso vena di legni teneri</p>	 <p><b>Art.</b> CD - CE - CF DC</p> <p>Per taglio pannello laminato su 1 lato</p>	 <p><b>Art.</b> LB</p> <p>Per taglio alluminio pieno</p>
 <p><b>Art.</b> AA - CB - CC DC - KA - LZ XFC - XFI - XHC</p> <p>Per taglio lungo e trasverso vena di legni duri</p>	 <p><b>Art.</b> FB - FCS - FM FP - HBS - HCS MMS - XFC XHC - XFI</p> <p>Per taglio pannello laminato su 2 lati</p>	 <p><b>Art.</b> AL - LA - LZ</p> <p>Per taglio profili in alluminio</p>
 <p><b>Art.</b> FAS</p> <p>Per taglio trasverso vena di legni teneri</p>	 <p><b>Art.</b> AA - CB - CC CD - CE - CG CH - DC</p> <p>Per taglio legno impiallacciato su 1 lato</p>	 <p><b>Art.</b> LZ - PA - PB</p> <p>Per taglio tubolare in acciaio</p>
 <p><b>Art.</b> CD - CE CG - FAS</p> <p>Per taglio trasverso vena di legni duri</p>	 <p><b>Art.</b> FB - FCS - FI FM - FP - HBS HCS - XFC XFI - XHC</p> <p>Per taglio legno impiallacciato su 2 lati</p>	 <p><b>Art.</b> LA - LB</p> <p>Per taglio PVC</p>
 <p><b>Art.</b> DA - FE - FG FH - FK</p> <p>Per taglio lungo vena di legni teneri</p>	 <p><b>Art.</b> FAS - FCS - FP</p> <p>Per taglio pannello rivestito in plastica (melaminico)</p>	 <p><b>Art.</b> MLS</p> <p>Per taglio cornici in legno</p>
 <p><b>Art.</b> CA - DA - FE FG - FH - FK</p> <p>Per taglio lungo vena di legni duri</p>	 <p><b>Art.</b> MES</p> <p>Per taglio CORIAN®</p>	 <p><b>Art.</b> MLS</p> <p>Per taglio cornici in PVC</p>
 <p><b>Art.</b> AB - AL GA - GB</p> <p>Per taglio legno con chiodi e grappe</p>	 <p><b>Art.</b> GA - GB</p> <p>Per taglio tavolame</p>	 <p><b>Art.</b> FI - FL</p> <p>Incisore su legno impiallacciato</p>
 <p><b>Art.</b> CE - CG - FCS FM - FP HBS - HCS XFC - XFI - XHC</p> <p>Per taglio MDF</p>	 <p><b>Art.</b> CB - CC - CH</p> <p>Per taglio carte e fibre minerali</p>	 <p><b>Art.</b> FI - FL</p> <p>Incisore su legno laminato</p>
 <p><b>Art.</b> FAS</p> <p>Per taglio profilo legno e alluminio</p>	 <p><b>Art.</b> AB - AL FB - LZ MES - MGS</p> <p>Per taglio materiale plastico</p>	 <p><b>Art.</b> FI - FL</p> <p>Incisore su MDF</p>
 <p><b>Art.</b> MP</p> <p>Per taglio pannelli sandwich</p>	 <p><b>Art.</b> CH - MES - MGS</p> <p>Per taglio plexiglass</p>	